

Direct postforming technique Series VF



Optimat | profi line | power line



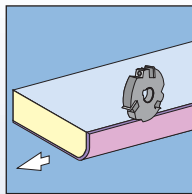
Postforming on just one machine: Greater speed, quality and economy

Precoated panel in – postformed component out


Multiple-stage work sequences using a number of different machines are a thing of the past. Because we have moved the art of “classical” postforming into a new dimension. All you now require is a single machine capable of processing already coated panels to produce perfect postformed elements in a single process. Ready!

Our direct technique pays dividends

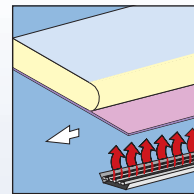
- **Faster:** Short throughfeed times, no need for separate profiling, cleaning, gluing, loading and pressing
- **More reliable:** Elimination of intermediate transport cuts out the risk of damage
- **Simpler:** Uncomplicated sequence organization
- **More compact:** Lower space requirement
- **More economical:** Maximum productivity, lower investment volume



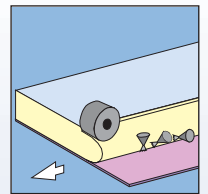
Finish processing
Flush / chamfer trimming
Buffing




Bending



Activation



Glue application
without resetting



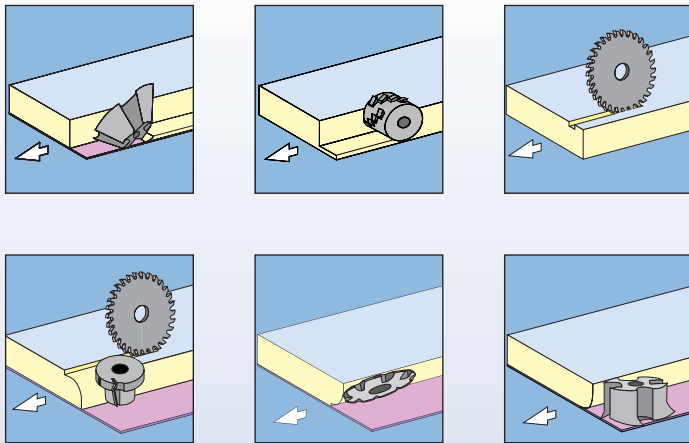
The technology: simply ingenious

The substrate panels are either directly coated or come with laminate already glued on. Prior to postforming they are trimmed / profiled and pointed along the edges. The overhanging laminate is then precisely bent over the profile to create the postformed edge. Cavities are filled in with hot-melt glue and EVA, POLYOLEFINE or PU adhesive are applied to the laminate.

One machine – five stations

VF series postforming machines are made up of five processing stations with the following functions:

- Sizing
- Glue application
- Activation
- Bending
- Finish processing



Sizing


Optional starting material

The direct postforming technique is suitable for formable laminates and surfaces such as

- HPL laminate*
- CPL laminate > 0.4 mm*
- Polyester
- Postformable direct melamine coating
- Veneers

The panel manufacturers offer a wide range of suitable products. We advise consulting your supplier regarding the suitability of individual products.

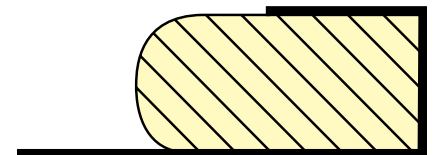
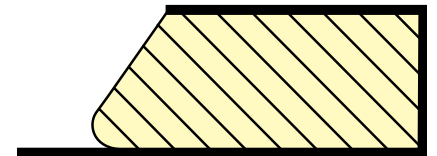
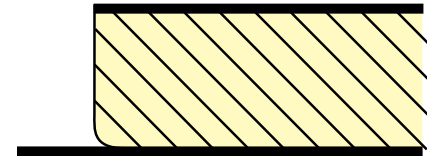
* only in conjunction with PVAC adhesive.



The processing units: precise and efficient



Scoring, hogging
Rough sizing of the panel material.




Smoothing / radius trimming
Trimming the chipboard down to laminate thickness and rough radius trimming from below.




Pointing trimming
Pointing a small groove to accommodate the hot melt glue bead.

Additional units: Individually tailored processing



Smoothing and profile trimming from above
Smoothing the surface and trimming the upper profile surface in U profiles.



Glue application PA/PU
EVA or PU hot melt glue is applied onto the laminate using a slotted nozzle.

Trimming unit above for L profiles
For chamfer trimming the overhanging laminate.

Finish processing units are available for a wide range of operations such as flush trimming, buffing, grooving and lay-in units for T-section material etc. Please enquire about your specific requirements.

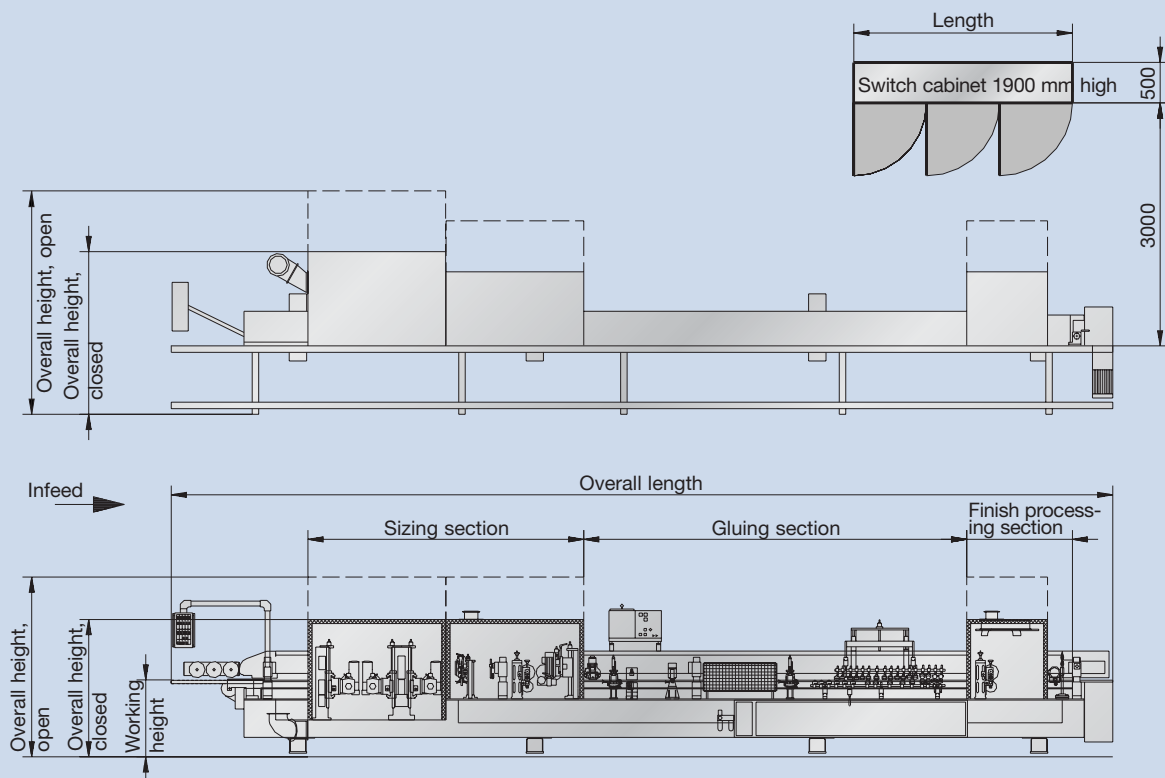


Heating lamps and pressure zone
For thermal preparation / forming and pressing on the overhanging laminate.

Specifications

Direct postforming	profi line VFL 310/8...12	profi line VFL 10/...
Feed [m/min.]	8-30 (26,247-98,425 ft.p.min.)	8-32 (26,247-104,987 ft.p.min.)
Workpiece thickness [mm]	16-30 (0,63"-1,181")	16-30 (0,63"-1,181")
Workpiece width [mm]	min. 150 (5,905")	min. 150 (5,905")
Workpiece length [mm]	min. 700 (27,559")	min. 700 (27,559")
Workpiece overhang [mm]	55 (2,165")	55 (2,165")
Profile depth above [mm]	max. 25 (0,984")	max. 25 (0,984")
Lay-in from above	yes	yes
Pitch angle below degrees	min. 20 (0,787")	min. 20 (0,787")
Laminate overhang/uncoiling length [mm]	max. 45 (1,772")	max. 45 (1,772")
Laminate/coating thickness [mm]	max. 0,4 (0,016") with hot melt glue max. 0,8 (0,031") with PVAC	max. 0,4 (0,016") with hot melt glue max. 0,8 (0,031") with PVAC
Bending radius min. [mm]	4 (0,157")	4 (0,157")
Transport chain	gliding	rolling
Working height [mm]	950 (37,401")	950 (37,401")
Sound covers closed/open		
Overall width [mm]	1850/2390 (72,834"/94,094")	2020/2800 (79,527"/110,236")
Overall height [mm]	1805/2250 (71,063"/88,582")	1840/2475 (72,441"/97,441")
Overall length [mm]	depending on equipment	

Certain details of the specifications and photos may differ from those stated. We re-serve the right to make changes in the interests of further development.



A company of the Homag Group



Homag Holzbearbeitungssysteme AG

Homagstraße 3-5
72296 SCHOPFLOCH
GERMANY

Tel.: +49 7443 13-0
Fax: +49 7443 132300
E-Mail: info@homag.de
Internet: www.homag.com

